

5




The smart shopper


Unit Objectives

- Talk about money and shopping
- Read about managing your money
- Talk about plans, intentions and arrangements
- Pay for something in a shop
- Write an invitation



On Track Video

- 1**  Watch the video. What do smart shoppers do?
 - a Study the environment
 - b Investigate the things shops sell
 - c Find restaurants
- 2**  Watch again. What do some supermarkets do?
 - a Sell bad food
 - b Throw away good food
 - c Sell apps
- 3** **YOUR TURN**  In pairs, discuss anything you do which is similar to smart shopping.

I've got an app on my phone. It tells me about cheap
- 4** **MEDIATION**  Your group of friends doesn't understand English. In your language, explain three things from the video that a smart shopper does.

Money verbs

i Vocabulary presentation

1 **5.01** Copy and complete the sentences with the money verbs in the box. Listen and check.

earn lend pay **save** waste



1 I **save** my money.



2 I ... my own money.



3 I ... money to friends.



4 I ... for things with a debit card or phone.



5 I don't ... money on things I don't need.

2 **5.02** Match verbs 1–5 with definitions a–e. Listen and check.

- 1 return
- 2 can't afford
- 3 borrow
- 4 spend
- 5 exchange
- a get money from another person for a short time
- b not have sufficient money
- c use money to buy things
- d swap an item in a shop for a different item
- e take an item back to a shop

3 **5.03** Copy and complete the mini dialogues with the words in the box. Listen and check.

borrow **can't afford** exchange
lend return save spend waste

- 1 A Those trainers are great, but I **can't afford** them.
B You need to ¹... your money.
- 2 A Can I ²... some money for a drink?
B No! I ³... you money all the time and you never give it back!
- 3 A Thanks for the birthday money! I want to ⁴... it on something nice!
B OK. But don't ⁵... it on things you don't need!
- 4 A This T-shirt is really big.
B Why don't you ⁶... it for a smaller one?
A No, I'm going to ⁷... it. I don't really like it.

4 **YOUR TURN** In pairs, discuss the question.

What do you do with your money?

I spend all my money!



STOP

Lend / borrow are opposites.
Can I **borrow** a T-shirt, please?
Yes, I've got a really nice one I can **lend** you.

i Vocabulary practice

An online article

1 **5.04** Read the article. Match headings a–e with steps 1–5. Listen and check.

- a Sometimes other people's old things can be perfect for you.
- b Remember that shops want your money!
- c Sell the things you don't use.
- d Save some of your money.
- e Make a list of things you spend your money on.



STOP

Second-hand = owned by someone else before, and usually cheaper than new things.

Reading strategy



Understand pronoun references

We can use pronouns to avoid repeating a word or phrase. In this example, we use 'them' to refer to 'things'.

I love reading reviews of things before I buy them.

2 Read the Reading strategy, then find the **highlighted** pronouns in the article. What do they refer to? Choose the correct answers.

- 1 Step 1: *he*
 - a Ryder Carroll
 - b bullet journal
- 2 Step 2: *it*
 - a banks
 - b 50-30-20 rule
- 3 Step 3: *they*
 - a things
 - b shops
- 4 Step 5: *them*
 - a clothes
 - b clothes and books

5 steps to becoming a smart saver!



STEP 1

Ryder Carroll, a US designer, has a great idea: **he** suggests a money journal in a notebook, also called a bullet journal. Make a list of all the things you buy and add pictures (the pictures help you remember them). Each week, check your journal. Are you saving money? Make a plan: next week, I'm not going to waste my money!

STEP 2

A lot of banks recommend the 50-30-20 rule: **it** helps you organize how you spend your money. When you get some money, spend 50% on things you need, 30% on things you want and save 20%. You'll save a lot this way!

STEP 3

Famous British money expert, Martin Lewis, says that only *you* can control your spending. Before you buy something, always ask, can I afford it? Remember, shops want to sell things – **they** are not going to help you to save!



STEP 4

Shops and shopping websites are great for new things, but you can buy used things, too. On the Wallapop™ app, for example, you can buy second-hand clothes, shoes, books and music cheaper than in the shops.

STEP 5

Look around your bedroom. Do you wear all those clothes? Are you going to read those books again? Put **them** on Wallapop or another app – it's a great way to earn money!

3 Read again. Are the sentences true or false?

- 1 Ryder Carroll suggests using illustrations to help you organize what you spend.
- 2 The 50-30-20 rule helps you earn money.
- 3 Martin Lewis wants to sell you things.
- 4 You can buy music on Wallapop.
- 5 People sell things on Wallapop and earn money.

4 **YOUR TURN** In pairs, talk about steps 1–5. Which do you want to try? Why? Do you do any of them now?

I want to try step 4. I can buy really great second-hand clothes and that is good for the environment, too.

be going to for plans and intentions 3 Choose the correct words.

i Grammar animation

1 **5.05** Read and listen to Grammar in context. Is this sentence true or false?

Ava wants to sell all her trainers.

Grammar in context

Leo You've got so many trainers, Ava! What are you going to do with them?
 Ava Well, I'm going to sell this pair on Wallapop. But I'm not going to sell those ... I love them!
 Leo My friend Jamie is going to try Wallapop, too.
 Ava Is he going to list his clothes on it?
 Leo No, he isn't. He's going to sell his computer games.



2 Study the table.

Affirmative	Negative
I'm going to sell ...	I'm not going to buy ...
You're going to save	You aren't going to spend
He / She is going to buy	He / She isn't going to buy
We / You / They're going to exchange shoes.	We / You / They aren't going to waste money.
Questions	Answers
Am I going to sell ... ?	Yes, I am. / No, I'm not.
Is he / she / it going to list ... ?	Yes, he / she / it is. No, he / she / it isn't.
Are we / you / they going to buy ... ?	Yes, we / you / they are. No, we / you / they aren't.
Wh- questions	
What are you going to buy?	I'm going to buy ...

- 1 My parents are going to / is going to go to town today.
- 2 We aren't going to / isn't going to save our money.
- 3 Maya isn't going to / 'm not going to buy any shoes.
- 4 My sister is generous, she's / 'm going to lend me some money.
- 5 I've got too many clothes, so I going to / 'm going to put them on Wallapop.

4 **5.06** Copy and complete the questions and sentences with the correct words. Listen and check.

- 1 Kai When are ¹... going to see Mohammed?
 Anaya I think my brother and I ²... going to have lunch at his house tomorrow.
 Kai How are ³... going to get there?
 Anaya I think we ⁴... going to catch the bus.
- 2 Ezra I love both of these pairs of trousers!
 Nina Which ones ⁵... you going to wear?
 Ezra The bright red ones, I think, but ⁶... I going to look silly in them?
 Nina No, you are ⁷... ! I think they're great.
 Ezra Thanks, Nina!

5 Write questions with the words below.

- what / you / buy? *What are you going to buy?*
- 1 where / you / buy / it?
 - 2 when / you / go?
 - 3 how / you / pay?
 - 4 how much / you / spend?



6 YOUR TURN **D** Imagine you are going to go shopping. In pairs, ask and answer the questions in exercise 5.

What are you going to buy?



I'm going to buy some books and jeans.

i Grammar practice


Shopping nouns

i Vocabulary presentation

1 Match photos 1–5 with the words in the box. cash checkout ~~debit card~~ discount price receipt



2 **5.07** Copy and complete conversations 1–3 with the words in brackets. Listen and check.



1 A There's a *sale* in the bookshop today. Look, it's 30% off!
B That's a ¹... (bargain / *sale*)

2 A I found a ²... online for 50% off the ³... of a game.
B That's great! (*code* / price)

3 A Here's your ⁴... : €5. The ⁵... is in the bag.
B Thanks. (*change* / receipt)

3 **5.08** **W** Listen to the first part of a conversation. Copy and complete the sentences with the numbers in the box.

15 5 25 **40** 20

- The shirt was £40, but now it's only £...
- Leah wants to borrow £...
- The code gives her a ...% discount.
- Leah has £...

4 **5.09** Listen to the second part of the conversation. Choose the correct summary.

- Leah can buy the shirt because Isaac lends her the money.
- Leah can buy the shirt because it's in the sale.
- Leah can buy the shirt because she uses the code.

5 **5.09** Read the sentences while you listen again. Then copy and complete the sentences.

borrowed ~~code~~ sale shopping centre

She shows the *code* to the sales assistant.

- Leah can't use the code for clothes in the ...
- Leah ... some money from Isaac.
- Isaac's brother is coming to the ... tomorrow.

6 YOUR TURN **2** In pairs, discuss statements 1–3. Are they true for you?

- I love shopping in the sales!
- I often use codes. They give great discounts!
- I often look for cheaper prices online.

Number 1 isn't true for me! I hate the sales!

i Vocabulary practice

Present continuous for future arrangements

i Grammar animation

- 1 **5.10** Read and listen to Grammar in context. Choose the correct answer.
Ibrahim is going / isn't going to the sales.

Grammar in context

Sienna Are you going out tomorrow, Ibrahim?
Ibrahim Yes, I am. I'm going to the sales tomorrow!
Sienna Again? You went yesterday!
Ibrahim Yeah! I love a good bargain! What are you doing?
Sienna Oh, not much.
Ibrahim Come with me! I'm leaving at 10 a.m. My dad is driving me.
Sienna OK, why not!



Should we add a full stop? – Design

- 2 Study the table.

Affirmative	Negative
I'm going out.	I'm not going out.
He / She / It's driving.	He / She / It isn't driving.
We / You / They're coming	We / You / They aren't coming
Questions	Answers
Am I paying?	Yes, I am. / No, I'm not.
Is he / she / it taking ... ?	Yes, he / she / it is. No, he / she / it isn't.
Are we / you / they paying?	Yes, we / you / they are. No, we / you / they aren't.
Wh- questions	
What are you doing? Who are you meeting tomorrow?	

- 3 **5.11** Copy and complete the sentences with the correct form of the verbs in brackets.

Ali and Ivy *are catching* (catch) the next train.

- She ... (not go) to the shopping centre tomorrow.
- We ... (meet) at the second-hand shop on Tuesday.
- Jess and Connor ... (not play) tennis this weekend.
- I ... (not stay) in on Saturday night.
- Tom ... (have) a party next Saturday.

- 4 Write questions with the words below.

- Who / you / go / to the party with?
Who are you going to the party with?
- Where / they / go / tomorrow morning?
- Lisa / work / on the checkout / tomorrow?
- you / go / to the sales / next weekend?
- What time / we / leave?

- 5 Match the questions in exercise 4 with answers a–e.

- a At 11.30 a.m. d No, she isn't.
b To the library. e Yes, we are.
c Khadija and Musa.

- 6 **5.11** Copy and complete the conversation with the present continuous form of the verbs in brackets. Listen and check.

- A ¹... you ... (do) anything on Saturday?
B No, I ²... (not be). Why?
A My friend ³... (go) to a kilo sale in the community centre. The clothes are second-hand and you pay per kilo! Do you want to come?
B Yes, great! What time ⁴... it ... (start)?
A 11 a.m., so we ⁵... (meet) there at about 10 – is that OK? Lots of people ⁶... (go), so we need to get there first!
B Cool. See you then!



- 7 **YOUR TURN** In pairs, imagine that you're going shopping tomorrow. Ask and answer questions using the present continuous and the ideas in the box.

a bargain a jacket books music shoes shirts

Who are you going with?

I'm meeting ...


DID YOU KNOW?

Kilo sales began in Holland and Eastern Europe and are now popular all over the world.



i Grammar practice

Listening: A podcast



- 1 **5.12** Listen to the first part of a podcast about fashion. Choose the correct answer.

The podcast tells us that ...

- a fashion doesn't need to be expensive
- b the coolest clothes are in second-hand shops

Listening strategy



Work out meaning from context

When you don't understand a word, use the words before and after it to discover its meaning.

- 2 **5.12** Read the Listening strategy. Listen again. Can you explain these words in your own language?

- 1 second-hand
- 2 outfit

- 3 **5.13** Now listen to the whole podcast. Are the sentences true or false?

- 1 Hannah Rupp is a fashion blogger.
- 2 Hannah doesn't buy second-hand clothes.
- 3 Her website tells you about bargains, discounts and what you can buy in each shop.
- 4 Phoebe doesn't like Hannah's clothes.
- 5 Phoebe's sister lent her a dress.
- 6 Phoebe thinks Hannah can help you save money.

- 4 **YOUR TURN** In pairs, discuss the questions.

Do you wear any second-hand clothes? Why? / Why not?

I sometimes wear second-hand clothes because I like fashions from the past.

Listening extension

Speaking: Pay for something in a shop

- 1 Watch part 1 of Maddie's vlog. Which sentence is NOT correct?

- a Maddie's cousin is going to be 18.
- b Maddie wants to buy a birthday card.
- c She's got ten minutes before sports practice.



- 2 Watch part 2 of the video and choose the correct answers.

- 1 Maddie buys a card / a card and a stamp.
- 2 The total comes to £3.75 / £3.99.
- 3 Maddie pays by debit card / with cash.

- 3 Watch part 3 of the video. Copy and complete the sentences with the words in the box.

her money a new card the receipt

- 1 The shop assistant wants to see ...
- 2 Maddie doesn't want ... back.
- 3 She gets ...



Speaking strategy

Speak to a shop assistant

You can use the following phrases when you speak to a shop assistant:

Is there a cash machine near here?

Can I pay by card?

Here you are.

I'd like to pay for ...

Thank you!

4 5.14 Copy and complete the dialogue with phrases from the Speaking strategy. Listen and check.

- Assistant Hi, can I help you?
 Customer Hello. *I'd like to pay for* these, please.
 Assistant OK. That comes to £4.90.
 Customer Can I ¹... ?
 Assistant I'm sorry, we only take cash.
 Customer Is there a ²... ?
 Assistant There's one in the square outside.
 Customer It's OK. I've got some cash. ³... .
 Assistant Thank you. Here's 10 pence change and your receipt.
 Customer ⁴... !

GLOBAL SKILLS

Returning something to a shop

When you go shopping, always keep your receipts. You can only return or exchange things with a receipt.

Remember to be polite and use the following phrases:

I'd like to return ... , please.

Can I exchange this ... , please?

Can I have a refund, please?

5 Read Global skills. Imagine you are returning an item to a shop. In pairs, answer questions 1–3.

- What is it?
- Why are you returning it? (use ideas from the box)
- Do you get a refund or do you exchange it?

- too big / small
- wrong colour
- too expensive
- bad quality

6 Read the dialogue, then choose the correct answers.

- Customer I'd like to ¹return / refund this T-shirt, please.
 Assistant Have you got your ²receipt / change?
 Customer Er, yes, here it is.
 Assistant Would you like ³a refund / cash?
 Customer No, I'd like to ⁴return / exchange it for this one, please.

LET'S SPEAK!

7 In pairs, take turns to be the customer and assistant.

- Choose an item to buy and an item to return.
- Buy an item. Use dialogue 1 and exercise 4 to help you.
- Return an item. Use dialogue 2 and exercise 6 to help you.



Dialogue 1 – buy an item.

Hi, can I help you?
 Hi. I'd like to pay for ... , please.
 That comes to
 Can I pay by card?
 Yes, you can. / I'm sorry, we only take cash.
 Is there a cash machine near here?
 There's one
 It's OK. I've got some cash. Here you are.
 Thank you. Here's your change / your receipt.

Dialogue 2 – return an item.

I'd like to return this ... , please.
 Sure, no problem. Have you got your receipt?
 Yes, here it is.
 Would you like a refund?
 Yes, please. / No, I'd like to exchange it for ... , please.

Real Talk: Active Learning Kit

An invitation

1 Read the invitation. What is a clothes swap party? Choose the best description.

- a Guests bring clothes they don't wear and pay a small price for clothes they want.
- b Guests exchange their clothes for a free meal.
- c Guests bring old clothes and exchange them for clothes they like.



INVITATION TO A CLOTHES SWAP PARTY!!!!

- 1 Hey, students of year 10, Elm Park School.
- 2 Do you want a **new look**? We're having a clothes swap party and you're invited! This is a great opportunity to find your dream clothes.
- 3 Just choose some clothes you don't like or you don't wear any more. Bring them to the party and **swap** them for different clothes! Best of all, you won't need to bring any money – the clothes are free!
- 4 The evening isn't only about clothes. We're going to play some great music and we're offering food and drinks to all our **guests** – that's you!
- The party is on Saturday, 10th April at ...
- 12 Oakland Drive
- Tonningford
- It starts at 7 p.m. Don't be late!
- 5 We're looking forward to seeing you and swapping clothes!

James and Amelie

RSVP jimbo@jmail.com or Tel: 7700 900584

2 Find **highlighted** words 1–4 in the text and match them with definitions a–d.

- | | |
|------------|----------------------------|
| 1 new look | a reply to |
| 2 swap | b people coming to a party |
| 3 guests | c exchange |
| 4 RSVP | d different appearance |

3 Read the invitation again and answer the questions.

Who is having the party?

James and Amelie are having the party.

- 1 Who can go to the party?
- 2 What do you need to take to the party?
- 3 How much do the clothes cost?
- 4 When and where is the party?
- 5 What other things are happening at the party?

4 Read the Writing strategy. Match sections 1–5 of the invitation with points a–e in the strategy box.

Writing strategy

Write an invitation

In an invitation you need to give the following information:

- a a description of the event
- b who the invitation is for
- c instructions for what guests need to do or bring
- d contact details
- e additional information, including the date, time, place

LET'S WRITE! Language practice

5 You want to sell your old things. Imagine you're going to have a garage sale. Invite your friends to it. Write ideas in answer to the questions below:

- What do you want to sell? For what price?
- Who are you going to invite?
- What other things are you going to do (e.g., play music, serve food and drinks, etc.)?
- When are you going to have the sale?

6 Write an invitation to your garage sale.

- Use your notes from exercise 5.
- Use the invitation in exercise 1 as a model.
- Include all the information in the Writing strategy.

Year 8 students, we're having a garage sale at ...

We're selling and swapping computer games ...

7 Check your writing.

- the necessary information, e.g., the date, time and place
- be going to*; present continuous for future arrangements
- money verbs; shopping nouns



Shopping habits

Before you watch

- 1 Look at photos A and B. What type of shopping do you prefer? Why?

I like buying things online because ...

I like going to the shops because ...



While you watch

- 2 Match the sentence halves. Then watch the video and check your answers.

- | | |
|------------------------|----------------------------------|
| 1 Do you like shopping | a usually go shopping? |
| 2 Where do you | b thing about going to the mall? |
| 3 What's the best | c for clothes? |
| 4 Do you look for | d most of your money on? |
| 5 What do you spend | e bargains when you go shopping? |

International English

- store = shop
- movie = film
- mall = shopping centre

- 3 Watch again. Copy and complete the table.

Who ... ?	Rob	Tripp	Amy	Vicky
1 likes shopping for clothes				
2 doesn't go to the mall				
3 doesn't look for bargains				
4 spends most of their money on clothes				
5 spends money on camping equipment				
6 does chores for money				
7 reads reviews for games				

After you watch

- 4 **MEDIATION** Go online and find information about one of these shopping areas. Write sentences about what you can buy there and other facts, then present them to the class.

- Camden Market (London, UK)
- The Mall of America (Minnesota, USA)

Camden Market is a really fashionable place in London with a lot of second-hand clothes shops.

- 5 In pairs, discuss the questions.

- 1 Where would you like to visit for a shopping trip? Why?
- 2 In your area, are shopping centres and markets similar or different to the ones in this lesson?

Video extension