

Starter A new year page 4	Months of the year ● <i>When's your birthday? It's in ...</i> ● <i>My birthday is the (second) of March. It's my (ninth) birthday.</i> ● Ordinal numbers		
---	--	--	--

	Lesson 1 Words	Lesson 2 Grammar	Lesson 3 Words and Grammar
1 Our friends page 6	Hair and faces Functional language <i>Me too. / Me neither.</i>	<i>What does (he) look like? (He)'s got ...</i> <i>have got</i> questions and answers (he / she / they)	Describing people Superlatives (short adjectives)

2 In the city page 16	Places in the city Functional language <i>How do I get to ... ? Take ...</i>	Present continuous (questions and answers) Present continuous (negative)	Things to do in the city Present continuous (questions)
---	---	---	--

Review 1 & 2 page 26 **Learning Situation** page 27 Make a city tour leaflet

3 Our busy world page 28	Jobs Functional language <i>Can you guess?</i> <i>I think I think you're right.</i>	<i>Wh-</i> questions (present simple) Present simple (negative)	Actions at work <i>I want to be a ...</i> <i>Why? Because ...</i>
--	---	--	---

4 Let's explore! page 38	Places in the countryside Functional language <i>Great! Is it near here?</i>	<i>There was / There were</i> (with <i>some, any, lots of</i>) Past simple (<i>to be</i> with adjectives)	Adjectives <i>Could you ... ?</i> <i>I could / couldn't ...</i>
--	---	--	---

Review 3 & 4 page 48 **Project** page 49 Make a map of an island

5 Healthy living page 50	Healthy habits Functional language <i>I forget to ...</i> <i>I remember to ...</i>	<i>How often do you ... ?</i> (with expressions of frequency) <i>How often ... ? (he / she / it)</i>	Free time activities Adverbs of frequency (<i>always, often, sometimes, never</i>)
--	--	---	---

6 In the kitchen page 60	Food Functional language <i>We need ...</i> <i>What else?</i>	Countable and uncountable nouns (affirmative) Countable and uncountable nouns (questions and negative)	Cooking (verbs) Adverbs of manner
--	---	---	--------------------------------------

Review 5 & 6 page 70 **Learning Situation** page 71 Make a recipe book

7 Family life page 72	Housework Functional language <i>I have to ...</i>	Past simple regular verbs (affirmative) Past simple regular verbs (negative)	Party preparations <i>had to</i>
---	---	---	-------------------------------------

8 Our history page 82	Everyday things Functional language <i>I think it's ... years old.</i> <i>Yes, I agree. / I'm not sure.</i>	Past simple irregular verbs (affirmative) Past simple irregular verbs (negative)	A Roman town Past simple (Yes / No questions)
---	---	---	--

Review 7 & 8 page 92 **Project** page 93 Make a museum display

9 School life page 94	Places in a school Functional language <i>It's over there. On the left / right / straight ahead.</i>	Object pronouns (<i>me / you / him / her / it</i>) Object pronouns (<i>us / them</i>)	School rules <i>must</i> and <i>mustn't</i>
---	---	--	--

10 Holiday plans page 104	Holiday activities Functional language <i>Why don't we ... ? I'd rather...</i>	<i>going to</i> for future plans (<i>I / you</i>) <i>going to</i> for future plans (<i>he / she / we / they</i>)	Things to pack <i>going to</i> for future plans (Yes / No questions)
---	---	--	--

Review 9 & 10 page 114 **Learning Situation** page 115 Make a plan for a class trip

Extra Reading pages 126–128 **A play** A job at the palace ● **An information leaflet** The Great Backyard Bird Count

A poem Food, wonderful food

Poster		Times ● Seasons
Lesson 4 Story	Lesson 5 Skills and Culture	Exam preparation
The monkey and the elephant Emotional wellbeing Working as a team	Clubs and teams in Australia and Mexico An online forum Writing focus Adjective order	A1 Movers Listening Part 1; Speaking Part 4 (CB page 116) Reading and Writing Part 2 (AB page 114)
Serena's good idea Emotional wellbeing Solving problems	Capital cities of the UK and France A postcard Writing focus Capital letters	A1 Movers Listening Part 2; Speaking Part 3 (CB page 117) Reading and Writing Parts 1 and 2 (AB page 115)
Junko's dream Emotional wellbeing Believing in yourself	Exciting jobs in Tanzania and the UK An interview Writing focus <i>a</i> or <i>an</i>	A1 Movers Listening Part 4; Speaking Part 1 (CB page 118) Reading and Writing Part 4 (AB page 116)
The Giant's Causeway Emotional wellbeing Dealing with disappointment	Places to visit in Vietnam and Portugal A blog Writing focus Time phrases	A1 Movers Listening Part 2; Speaking Part 2 (CB page 119) Reading and Writing Part 3 (AB page 117)
Busy Ben Emotional wellbeing Dealing with stress	Exercise in Brazil and New Zealand An online post Writing focus <i>too</i>	A1 Movers Listening Part 3; Speaking Part 1 (CB page 120) Reading and Writing Parts 4 and 6 (AB page 118)
A giant omelette Emotional wellbeing Learning from mistakes	Traditional food from Spain and Morocco A recipe Writing focus Time order words	A1 Movers Listening Part 2; Speaking Part 1 (CB page 121) Reading and Writing Parts 1 and 2 (AB page 119)
The farmyard party Emotional wellbeing Doing your share	Family festivals in the USA and Japan A school magazine article Writing focus Regular past tense: spelling	A1 Movers Listening Part 4; Speaking Part 4 (CB page 122) Reading and Writing Part 5 (AB page 120)
The two brothers Emotional wellbeing Learning to forgive	History in Norway and Egypt A report Writing focus Paragraphs	A1 Movers Listening Part 2; Speaking Part 2 (CB page 123) Reading and Writing Part 6 (AB page 121)
The friendship chain Emotional wellbeing Being kind	School transport in Canada and Switzerland A personal account Writing focus Topic sentences	A1 Movers Listening Part 1; Speaking Part 1 (CB page 124) Reading and Writing Part 4 (AB page 122)
The Town Mouse and the Country Mouse Emotional wellbeing Embracing new opportunities	Holiday places in the UK and Ukraine An email Writing focus Email greetings and sign off	A1 Movers Listening Part 3; Speaking Part 4 (CB page 125) Reading and Writing Part 5 (AB page 123)

7

Family life



Lesson 1 Words

Let's talk about helping at home.



- 1 Look, share, learn.
- 2 Listen, point and repeat. 🗣️ 130
- 3 Listen and say. 🗣️ 131



1 Hoover the floor

2 Wash the dishes

3 Load the dishwasher

4 Water the plants

5 Clean my room

6 Clear the table

7 Cook the dinner

8 Wash the car

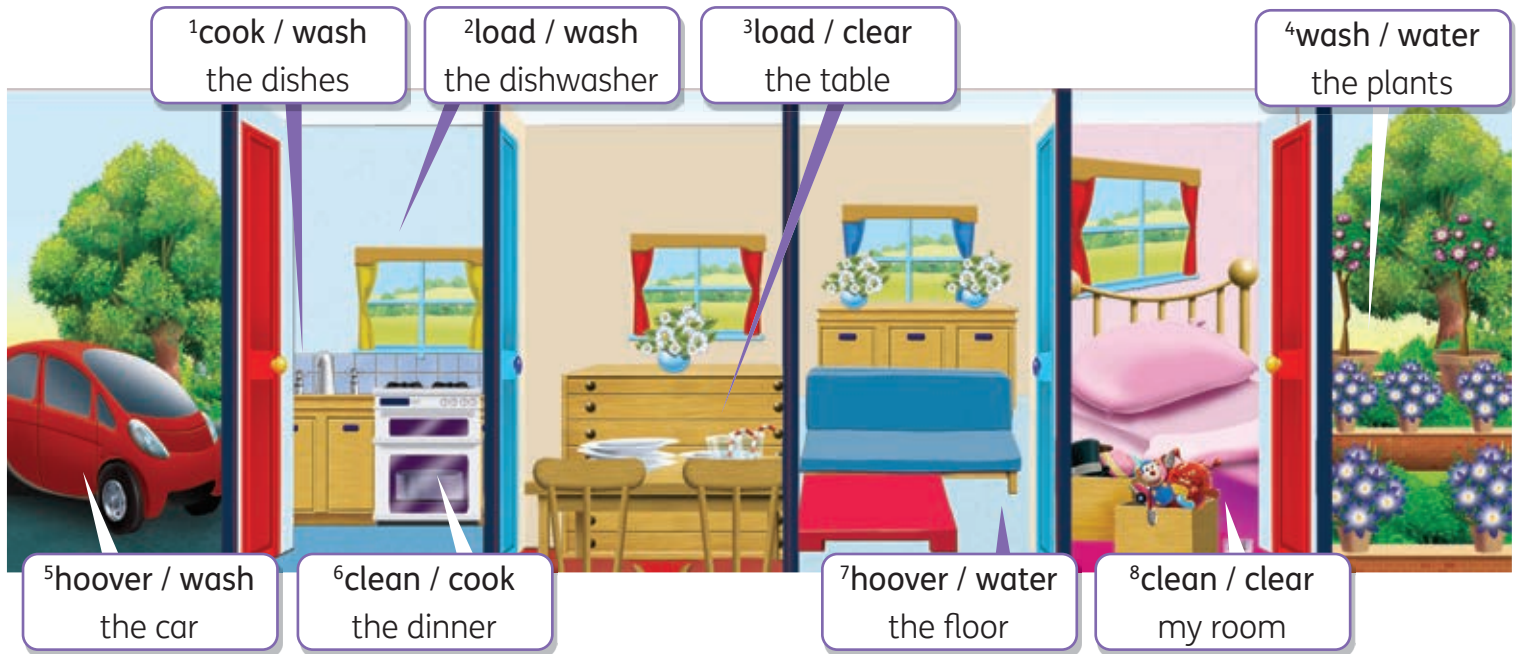
4 🎮 Play the *Mime* game.

Are you in your bedroom?

No, I'm in the kitchen.

You're loading the dishwasher.

5 Look and choose for each room.



6 How do you help at home? Give yourself a point for each thing you do.

Helping at home



This week I have to ...

★ clean my room

★ Hoover the floor

★ cook the dinner

★ wash the dishes


★ wash the car

★ clear the table

★ load the dishwasher

★ water the plants

7 Listen and repeat. 132 Then ask and answer.



How do you help at home?

I have to clean my room.



I have to wash the dishes. What about you?



Team Task! 1

Complete the *Helping at home* chart.



Let's talk about how we helped at home last week.



1 Listen and follow. 🎧 133 Then act.

Last weekend I cleaned my room and I washed the car.


Last night I cooked the dinner.

Well done!

And this morning? You didn't wash the dishes ...

This morning I designed a robot. It can do the housework!

2 Look, listen and learn. 🎧 134 How do we make the past of regular verbs?



I / You / He / She / It / We / They

Last week I cleared the table.
She watered the plants.
They loaded the dishwasher.

Look! We add *-ed* to regular verbs in the past.

clean – cleaned
watch – watched

wash – washed
play – played

cook – cooked
listen – listened

3 Listen. 🎧 135 Who watered the plants?

Mum
Dad
Bella
Danny

4 🗨️ How did you help at home last week? Talk with your partner.

Last week I washed the dishes. I cleared the table, too.



5 Look, listen and learn. 🗣️ 136 How do we make the past negative?

I / You / He / She / It / We / They

He hoovered the floor.

He **didn't play** basketball.

She cleaned the kitchen.

She **didn't paint** a picture.

They washed the dishes.

They **didn't wash** the car.



last Saturday


6 Look and choose a or b.

- 1 Bella didn't water the plants.
- 2 Dad didn't cook the dinner.
- 3 Mum didn't wash the dishes.

- 4 Danny didn't clean the table.
- 5 Danny didn't play basketball.
- 6 They didn't clean the kitchen.




last Friday



last Saturday

7 🗣️ Work with your partner. What did you do and what didn't you do today?

- design a robot ✓
- Hoover the floor ✗
- play video games ✓
- clean my room ✗
- watch TV ✓
- wash the car ✗



First, I designed a robot.

So, I didn't ...

Team Task! 2

🔗 Design a robot to help at home. 📄

Let's get ready for a party.



- 1 Listen, point and repeat. 🎧 137
- 2 Listen and say. 🎧 138

Party planner.com | Click for fun party ideas!



1 invite guests



2 prepare food



3 tidy up



4 decorate



5 dress up



6 set the table

- 3 Listen and follow. 🎧 139 Which party is it?



- 4 **Mediation** Take turns to describe a new path through the maze in 3.



OK. First, you have to invite guests.

OK. What's next?



5 Look, listen and learn. 🎧 140 Who had to dress up?



I / You / He / She / It / We / You / They

I **had to** set the table.

Dad **had to** dress up.

They **had to** prepare food.



Look! *had to* is the past tense of *have to*.

6 🎧 Look at the to-do list and make sentences with *had to*.

Before the party, Mum had to invite guests.

Layla ...

To do ...

- invite guests - Mum
- decorate - Layla
- prepare food - Dad
- set the table - Sam
- dress up - everyone!

7 Listen and follow. Then sing. 🎧 141-142

🎵 **The Party Song** 🎵

We're having a party!
Parties are fun!
Let's get ready.
Come on, everyone!

Before the party, lots to do.
Lots of jobs for me and you!
I had to **invite guests**.
You had to **prepare food**.
We all had to **dress up**.
And it was lots of fun!

set the table
decorate
tidy up




Team Task! 3

👥 Make a party plan. 📄



- 1 **Mediation** Look at the pictures. What are the animals doing? Tell your partner.
- 2 Listen and read. 143 Who worked hard? **Watch.**

The farmyard party





3 Read again and point to the jobs in order.




go shopping



dress up



tidy up



prepare food



decorate

4 Who said it? Choose.

1 "Let's have a party!"



4 "I haven't got time."



2 "Please help me tidy up."



5 "Can we come in?"



3 "Sorry! We're busy."



6 "Sorry!"



Think, feel, grow

1 Why was Donkey upset at the start of the party?
What happened after the party?

5 Act out the story.

6 Home-school
Read the story at home.



Team Task! **4**

5 Write a story about the next farmyard party.



Let's learn about family festivals in the USA and Japan.




Listening and Speaking

- 1 Listen, point and repeat. 🎧 144
- 2 Listen and say the number. 🎧 145



1 parents



2 grandparents



3 son



4 daughter



Henry



USA

- 3 Listen and choose. 🎧 146

- 1 Henry / Henry's sister invites the guests.
- 2 Henry's parents / grandparents go shopping for all the food.
- 3 Henry's parents / grandparents usually cook the Thanksgiving dinner.
- 4 Henry and his brothers / cousins help to prepare the food.
- 5 Everyone helps to clear the table / wash the dishes.

- 4 🎥 Watch. What sport do people watch on TV?

- 5 🎧 Listen and follow. 🎧 147 Then talk about family festivals in your country.




Do you celebrate Thanksgiving?

What do you do?

No, we don't. In my family we celebrate Bonfire Night.

We have a party and there's a big fire.



Reading and Writing

- 6 **Mediation** Look at the photos. Which family members can you see? Tell your partner.
- 7 **Listen and read.** 148 What is the same about Thanksgiving and Grandparents' day?

JAPAN



Yukiko



A festival for older people

In Japan, we have a festival for older people. It's called "Respect for the elderly day", or "Grandparents' day". It's a day when we say thank you to older people, like our grandparents. Grandparents' day is in September.

At my school, we have a concert. We invite all the old people in the area. We sing and dance for them. The concert is a lot of fun, but it's a lot of work, too. We have to practise for weeks!

After school, I visit my grandparents. I usually make a present, and I buy some flowers. Mum and I prepare food. We dress up, too. Last year, my little brother and I helped to decorate their garden. It was a surprise! We tidied up and we decorated the table with flowers and fruit. After dinner, we cleared the table and washed the dishes.

Grandparents' day is a nice festival. It's nice to say thank you to older people.



- 8 **Read again.** Are the sentences true or false?
- 1 "Respect for the elderly day" is in November.
 - 2 There is a concert at Yukiko's school.
 - 3 The old people sing and dance for the children.
 - 4 Yukiko makes a present for her grandparents.
 - 5 Last year, Yukiko helped with a surprise for her grandparents.

- 9 **Writing focus** Read and find past forms in the text.

- 10 **Make new sentences with past forms.**

- 1 We dance in the school concert.
- 2 My brother tidies the kitchen.
- 3 I bake a cake for Grandma.

- 11 **Plan and write about a family festival in your country.** Go to your Activity Book page 79

Remember! To make the regular past we add **-ed**.
Verbs that end in **-y**: remove the **y** and add **-ied**.
Verbs that end in **-e**: add **-d**.

