

# Unit 3

## Grammar & Vocabulary

Name: \_\_\_\_\_

### A Match the words to the pictures.

1 candle ●

a



2 balloon ●

b



3 ice pop ●

c




4 popcorn ●

d




### B Look and complete the words.

1



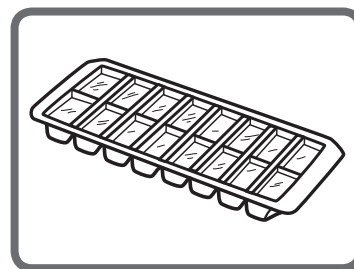
f\_\_o\_\_

2



\_\_e\_\_t

3



f\_\_e\_\_z\_\_

**C** Circle the correct words.

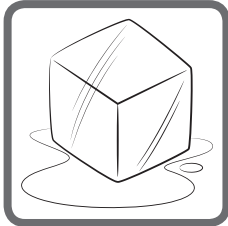

- 1 The girls **was** / **were** scared.
- 2 Brian **was** / **were** in class today.
- 3 They **wasn't** / **weren't** happy about the test.
- 4 I **wasn't** / **weren't** at the playground.

**D** Complete the sentences. Use *was* or *were*.

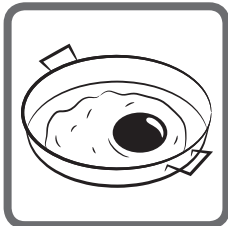

- 1 We \_\_\_\_\_ happy.
- 2 He \_\_\_\_\_ calm.
- 3 They \_\_\_\_\_ at the soccer match.
- 4 She \_\_\_\_\_ at the play.

**E** Complete the sentences with *was* or *were*. Look and check (✓) the correct picture.



1

		It _____ a liquid.
<input type="checkbox"/> a	<input type="checkbox"/> b	

2

		They _____ hard.
<input type="checkbox"/> a	<input type="checkbox"/> b	

3


		It _____ a solid.
<input type="checkbox"/> a	<input type="checkbox"/> b	

# Values Worksheet 3

## Be Respectful to Older People

**A** Are the children being respectful to older people? Write *yes* or *no*.

1



\_\_\_\_\_

2



\_\_\_\_\_

3



\_\_\_\_\_

4



\_\_\_\_\_

**B** Which picture does not show children being respectful to older people? Circle the picture. Write. Then tell a partner.

1 I circled the picture that shows \_\_\_\_\_


\_\_\_\_\_  
\_\_\_\_\_

2 I should be respectful to older people because \_\_\_\_\_


\_\_\_\_\_  
\_\_\_\_\_

***bl cl fl lt pl sl***


**A** Listen, point and repeat.  6



**B** Listen and check (✓) the words with *fl* and *lt* sounds.  7




**C** Circle and write.

1  **acblackplkie**  
 \_\_\_\_\_  
 \_\_\_\_\_  
 \_\_\_\_\_  
**black**

2  **blgflobclaple**  
 \_\_\_\_\_  
 \_\_\_\_\_  
 \_\_\_\_\_

3  **nketplantclag**  
 \_\_\_\_\_  
 \_\_\_\_\_  
 \_\_\_\_\_

4  **glysleebpbrubas**  
 \_\_\_\_\_  
 \_\_\_\_\_  
 \_\_\_\_\_

**D** Use your letter cards. Make words beginning with *bl*, *cl*, *fl*, *lt*, *pl* and *sl*. Then write them in your notebook.

**E** Read your words to a partner. Ask them to think of a word that rhymes.

## Unit 3

### Reading Comprehension

#### What Is Our World Made Of?


Name: \_\_\_\_\_

**A** Circle the correct words.


- 1 When we **boil** / **freeze** water. It changes to **liquid** / **gas**.
- 2 The sun **steams** / **melts** the ice.
- 3 The water **boils** / **freezes** and changes to a solid.

**B** Match the pictures to the sentences in exercise A.


a



b



c



**C** Read and circle the correct words.


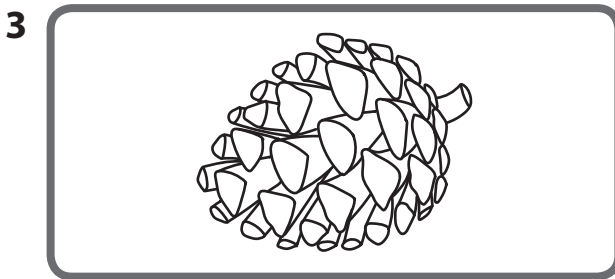
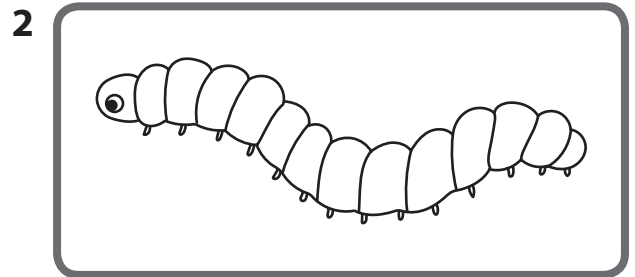

*What Is Our World Made Of?* is **nonfiction** / **fiction**.

It is about **math** / **science**.


**D** Circle *True* or *False*.

- |  |             |              |
|--|-------------|--------------|
| 1 Things in our world come in two different states.      | <b>True</b> | <b>False</b> |
| 2 Things can change state when we make them hot or cold. | <b>True</b> | <b>False</b> |
| 3 The air we breathe is a solid.                         | <b>True</b> | <b>False</b> |
| 4 Heat makes things freeze.                              | <b>True</b> | <b>False</b> |

**E** Color the solids red and the liquids blue.



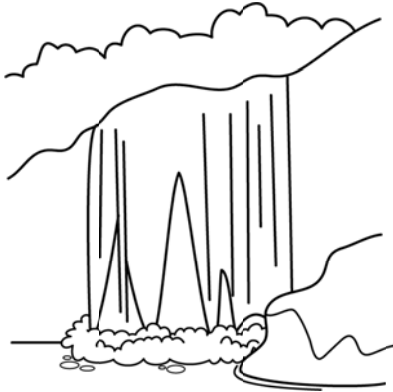
**Extra** What's your favorite liquid to drink? What's your favorite solid to eat?  
Draw and color.



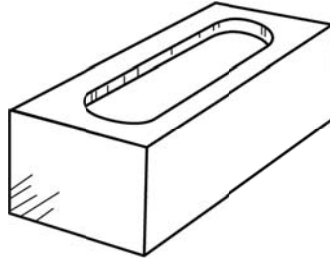
# Unit 3 Test

Name: \_\_\_\_\_


1 Look and circle the correct word.  / 6



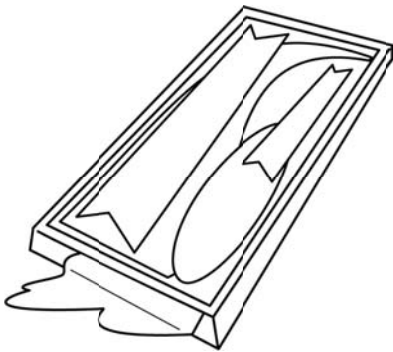
1 flow / melt



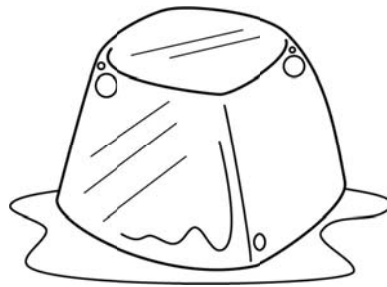
2 gas / solid




3 freeze / steam



4 melt / ice



5 ice / heat



6 gas / liquid

2 Complete the sentences. Use *was* or *were*.  / 7

- 1 The ice \_\_\_\_\_ water.
- 2 They \_\_\_\_\_ at school today.
- 3 He \_\_\_\_\_ at the park.
- 4 I \_\_\_\_\_ calm and strong.
- 5 The monkeys \_\_\_\_\_ fierce.
- 6 They \_\_\_\_\_ solid.
- 7 She \_\_\_\_\_ happy.


# Unit 3 Test

Name: \_\_\_\_\_

## 3 Read and match the causes and effects. / 6

### Gardens

A lot of people have gardens. When it's cold sometimes the plants freeze. In summer when it's hot, plants need water. When plants don't get water they die. In spring there is sun and rain and the plants grow. In fall it's not warm and the plants change color. When people care for their gardens the plants are healthy and happy.



### Cause

- 1 It's cold.
- 2 It's hot.
- 3 Plants don't get water.
- 4 There is sun and rain.
- 5 It's not warm.
- 6 People care for their garden.

### Effect

- a They die.
- b The plants change color.
- c Sometimes plants freeze.
- d The plants grow.
- e Plants need water.
- f The plants are healthy.

## 4 Think about summer weather. Look at the causes.

Write the effects.  / 6

- 1 It's hot.
- 2 People are thirsty.
- 3 Plants need water.
- 4 The sun is warm.
- 5 Animals feel tired.
- 6 People want cold food.

---

---

---

---

---

---

/ 25