

Exploring Our World

MY GOALS



UNIT 1

- Listen to the weather forecast *A Day in Dubai*
- Listen for the topic



UNIT 2

- Listen to the story *Jerrie and Charlie*
- Listen for the main idea and details



SPEAK

- Paraphrase



A Look at the picture. What do you see?

1. Where are the people? What are they doing?
2. Do you want to go to this place? Why or why not?

FUN FACT

Listen



A Hot Place!



B Listen to the Fun Fact. Then answer the questions.  2

1. How hot can it get in the Sahara?
2. Is the Sahara a good place for a vacation? Why or why not?



Think, Pair, Share

What's your favorite place? What can you see and do there?

Get Ready to Listen



Let's learn the key words.

A Listen, point, and say. Write the words in your picture dictionary. 3



canyon



desert



oasis



pond



stream



temperature

B Listen and draw lines. 4

Zoe Max Julia Eric



C Listen and write. 5

- 1. _____ stream _____
- 2. _____
- 3. _____
- 4. _____
- 5. _____
- 6. _____

Listen


LISTENING GOAL: Listen for the Topic

The topic is what a listening is about. A speaker usually tells you the topic in the first or second sentence.

A Listen. Then complete the sentences.  6







1. The girl is talking about a park.
2. The boy is talking about a _____
3. The woman is talking about _____

A Day in Dubai

B Listen to the weather forecast *A Day in Dubai*. What is it about? Choose the correct picture.  7



Now read. Choose  or .

1. The weather forecast is for the week.  
2. Temperatures are going to be cold in the canyon.  
3. Sara thinks it's a good idea to go to Al Ain Oasis.  

Think!

Is the weather where you live similar to or different from the desert? How?



What is the weather forecast about?

Understand

A Think about **A Day in Dubai**. What is the topic?

- a. camping in the desert
- b. the weather in Dubai

Remember!
You usually hear the **topic** in the first or second sentence.





B Listen to **A Day in Dubai** again. Choose the correct answer.  8

1. The weather forecast is for Saturday / **Sunday**.
2. It's going to be cooler in the **morning** / **afternoon**.
3. The Al Ain Oasis is in **Dubai** / **Abu Dhabi**.
4. There are **streams** / **canyons** in Wadi al Bih.
5. People can camp in **the mountains** / **a desert** near Dubai.

C Listen. Complete each sentence with a key word. Then match.  9

1. Can we go to the canyon next weekend?
2. There's a _____ in the park.
3. My uncle likes to camp in the _____
4. Is there a _____ near your house?



D Listen to **A Day in Dubai** again. Work with a partner.
Complete the table.  10

Weather in Dubai			
Dubai, morning	Dubai, afternoon	Saih al Salam Desert, afternoon	Saih al Salam Desert, night
1. 25°C	2.	3.	4.

E Look at **D**. Complete the sentences. Use the correct form of *be going to*.




It 's going to be _____ cooler in Dubai in the morning.



It _____ cooler in Dubai in the afternoon.



It _____ hot in Saih al Salam Desert in the afternoon.



It _____ hot in Saih al Salam Desert at night.

MY LISTENING GOALS

- I can listen to the weather forecast.
- I can listen for the topic.



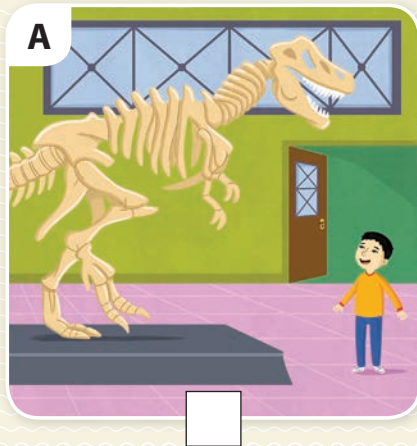
Listening Check

Remember!

Listen for the **topic**. When does the speaker tell you the topic? Listen for the **main idea** and **details**. What do they help you understand?



A Listen to the telephone conversation **Sam Is Having Fun**. What is it about? Choose the correct picture. 19




B What is the topic of **Sam Is Having Fun**? Choose or .

- | | | |
|-------------------------|-------------------------------------|--------------------------|
| 1. Sam's time at school | <input checked="" type="checkbox"/> | <input type="checkbox"/> |
| 2. Sam's new friend | <input checked="" type="checkbox"/> | <input type="checkbox"/> |
| 3. Sam's week at camp | <input checked="" type="checkbox"/> | <input type="checkbox"/> |
| 4. the weather | <input checked="" type="checkbox"/> | <input type="checkbox"/> |

C Which details tell you more about the main idea? Choose or .

- | | | |
|--------------------------------------|-------------------------------------|--------------------------|
| 1. He swam in a river on Wednesday. | <input checked="" type="checkbox"/> | <input type="checkbox"/> |
| 2. It was dark in the cave. | <input checked="" type="checkbox"/> | <input type="checkbox"/> |
| 3. He's going to see a canyon today. | <input checked="" type="checkbox"/> | <input type="checkbox"/> |
| 4. He's going to wear a hat. | <input checked="" type="checkbox"/> | <input type="checkbox"/> |

D Listen to **Sam Is Having Fun** again. Choose the correct answer.  20

1. What did Sam see on Wednesday?

- a. a stream b. a waterfall c. a desert

2. How does Sam describe the water in the river?

- a. cold b. warm c. hot

3. What did Sam see near the cave?

- a. trees b. a pond c. animals

4. How is Sam going to get to the canyon today?

- a. by car b. on foot c. by bicycle

E Listen to **Sam Is Having Fun** again. Complete the sentences.  21

Mom: Hello, Sam. How's your first time at camp?

Sam: Great! I really like it here.

Mom: So, what did you do last week?

Sam: On Wednesday, we visited a (1) waterfall and got really wet, so we jumped in the (2) _____, too! The water was really cold, so we didn't swim long. And on Friday, we explored a big (3) _____, but we didn't see much inside because it was so dark. There were a lot of big rocks around it that we climbed on, and a small (4) _____ near it that we swam in.

Mom: That's nice. What are you going to do today?

Sam: Well, Miss Hill says she knows of a (5) _____ near a big (6) _____, so we're going to ride our bicycles there with her, and it's going to be really hot!

Mom: Well, don't forget to take water and ...

Sam: I know. Don't worry, Mom. I'm going to wear a hat and drink a lot of water. I have to go now, Mom. Bye!

Mom: OK, Sam. Speak to you soon. Bye!

Get Ready to Speak

SPEAKING GOAL: Paraphrase

To paraphrase, put what you hear or read into your own words. Tell the main ideas and details. Do not add new information.

A Read and listen to the description. Write synonyms for the underlined words.  22



Speaking Tip

To paraphrase, use words that have similar meanings. These are called *synonyms*.

I'm Sofia, and last spring I went to Cairo, in Egypt, with some friends. We took a boat on a huge river called the Nile. We also ate a lot of good food. For three days, we stayed at an oasis in the desert. We camped in big tents. We rode camels to see a beautiful canyon one morning.

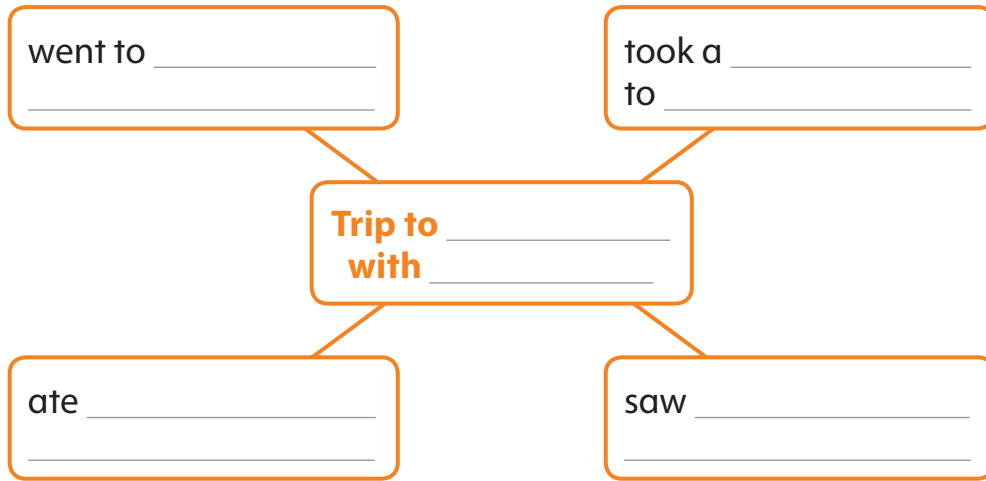


B Look at **A**. What does Sofia say about her vacation? Use your synonyms. Complete the diagram.



Speak

C Think about a trip you took. What did you see and do? Complete the diagram.



D Now write about your trip. Use your ideas from **C**. Then draw yourself on your trip.

I'm _____. On my last trip, I went to _____ with _____. We took a _____ to _____, and then we ate a lot of _____ food! Then we went and saw _____. It was very _____!



Ask your partner about his or her trip. Then tell your partner about yours. Paraphrase what your partner says. Use synonyms.



MY SPEAKING GOAL

I can paraphrase.

