


The dream machine is making a loud noise and the red light is buzzing.





Matilda's brothers and sister are very impressed. Click has lots of tools for doing all the different jobs. Tidying up the house is very easy with Click. Now they can play until Mum and Dad come home.

Activities

4 Look at the picture of Click. Find and number the tools for these jobs.

- | | |
|-----------------------|---------------------------|
| 1 washing the dishes | 3 cutting the grass |
| 2 watering the plants | 4 hanging out the washing |


5  Which of these jobs do we have machines for?



Wash the dishes!

Click walks up the stairs three at a time and the children follow.

The kitchen is in a mess, but Lizzy thinks Click can clean it really fast.



Poor Lizzy! Click is very fast, but it takes ages to dry the dishes and put them away.

Activities

6 Describe how Lizzy's mood changes. Put the words in the correct order.

angry pleased tired

7  How do you think Matilda feels now?

Story focus

1 Tick words that describe the story.


- a) about machines c) funny e) scary g) futuristic
 b) about family life d) mystery f) fantasy h) sad

2 Write words from activity 1.

- a) A child invents a machine for doing the housework.
 b) The children are doing the housework.
 c) Click brings the car into the kitchen.
 d) The kitchen table has a computer screen.


3 Circle the correct way to do the jobs.

a) Wash the dishes.



Wash the dirty dishes.
Wash **all** the dishes.

c) Cut the grass.



Cut the grass into pieces.
Cut the grass shorter.

e) Hang out the washing.




Hang it on the cables.
Hang it on the washing line.

b) Take the paper to the recycling bin.



Take the waste paper.
Take **all** the paper.

d) Water the plants.



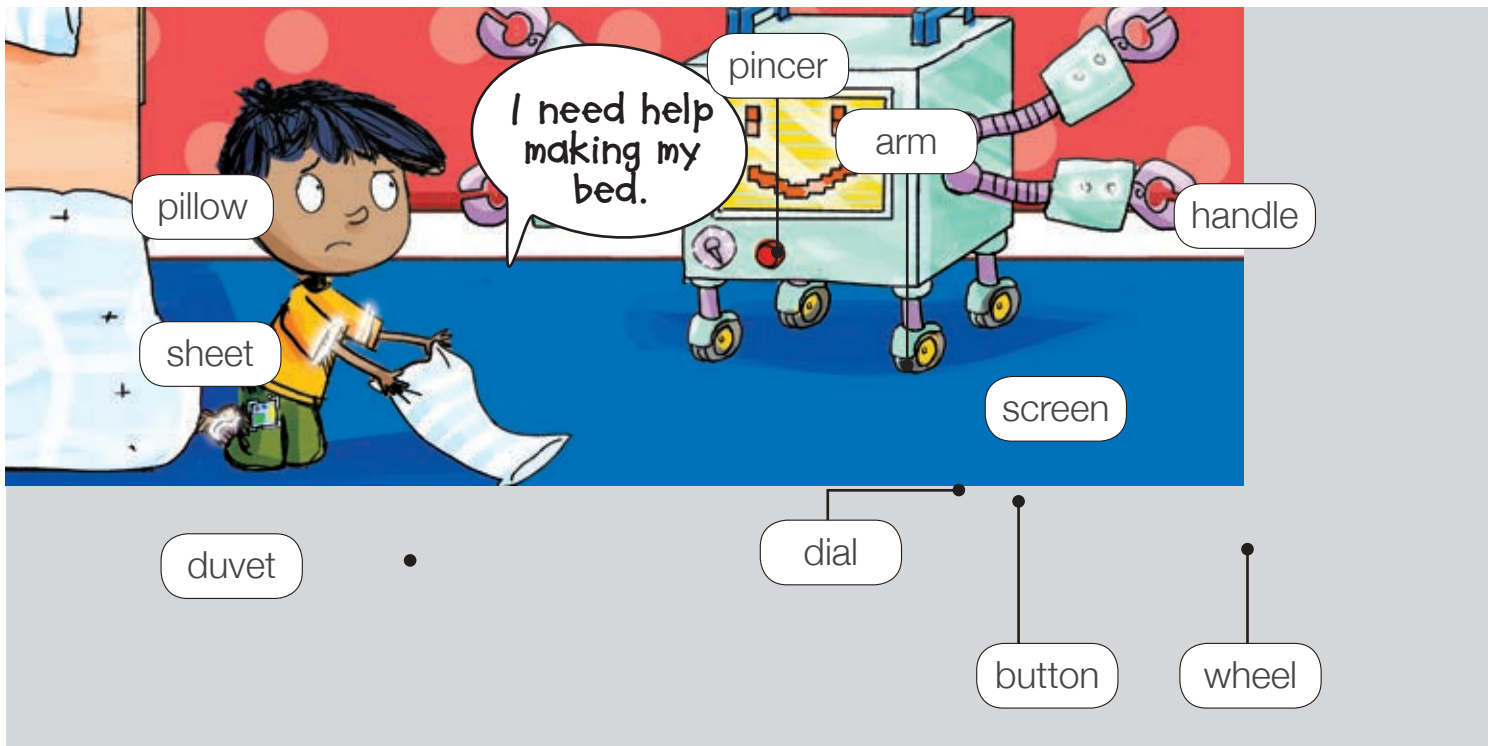
Pour water into the pot.
Pour water everywhere.

f) Bring it to the kitchen.



'It' means the shopping.
'It' means the car.

Creative writing



1 Number the stages in the correct order.

- | | | | | | |
|------------------------|--------------------------------|------------------------|--------------------------------|-----------------------|----------------------|
| a) Take off the sheet. | <input type="text" value="1"/> | c) Puff up the pillow. | <input type="text" value="5"/> | e) Tuck in the sheet. | <input type="text"/> |
| b) Put on the duvet. | <input type="text"/> | d) Put on the pillow. | <input type="text"/> | f) Put on the sheet. | <input type="text"/> |

2 Work with a classmate. Imagine and explain how the machine works.

- | | |
|---|---------------------------------|
| a) The starts the machine. | d) The stops the machine. |
| b) The programs the machine. | e) The shows the stages. |
| c) The hold the sheets and pillows. | f) The move the machine. |

3 Work with a classmate. Circle more information about the machine.

Size: small medium big.
Materials: plastic metal wood.
Time for job: 30 seconds 5 minutes 2 hours.

I think it's a ... machine and it's made of ... It takes...