

1

How do we make friends?



Alice's star post ★

We live in the same street.



Sing along with Sophie



Look with Ben



Forest World

Be safe online!

You're **online** the internet.

1

Don't give out your personal information.

Don't use your full name or your telephone number when you **chat** or post online.



Be careful with Don't send photos to somebody you don't know before you talk to them.

2

Don't give out information about where you are. Don't tell people where you live or the name of your school.

Don't make friends with Play online games and chat with people you know. Don't talk to people you don't know!

Keep your password secret. Don't tell your friends your password.

Don't tell your friends your password.

Don't tell your friends your password.

Ask for help. If you have a problem, ask a teacher or parent for help. Sometimes say "I don't know" online. This is OK.



Find out with Tess



Discover with Luke

QUICK POLL

Do you prefer spending time with ...

one good friend

or

a big group of friends?

1 Look and answer.

- 1 What's the Big Question for unit 1?
- 2 Who are the posts from?
- 3 What can you see in the pictures?

2 Which things do you see in the Big Question video? Watch then say. ▶

- three children
- a puppet with a blue hat
- a puppet with a pink dress
- an animal puppet
- a puppet with black hair
- a computer
- some paints
- a camera
- a castle
- some trees

3 **Think** What are your answers to the Big Question?

Keep a list of your answers on the Big Question poster.

UNIT **THE BIG QUESTION POSTER**

1 How do we make friends? ?

OUR ANSWERS

4 Answer the Quick Poll.

5 Watch the Big Question video again. ▶ Complete the activities. **AB Page 6**



How do we make friends?

We do activities together.

1 **Think** Which activities do you do with your friends?

2 Listen, point and repeat. Compare your list with Sophie's.

3 Say the activities you do and don't do every week.

Sophie's list



1 skateboard



2 play table tennis



3 sail



4 ice skate



5 surf



6 cycle



7 skip



8 play chess



9 do judo



10 play basketball

4 Listen and sing.

Are my friends outdoors?
Are they playing? Yes!
Are they playing table tennis?
Are they playing chess?
No, they aren't. They're cycling!
And I'm cycling, too.
I'm not skipping. I'm not surfing.
No, I'm cycling, too.

*Oh, oh, oh, oh! I'm cycling, too.
Oh, oh, oh! Come and join us!
Yes, you!*

Are my friends skateboarding?
Are they sailing? No!
Are they ice skating?
Or doing judo?

No, they aren't.
They're cycling!
And I'm cycling, too.
I'm not playing basketball.
No, I'm cycling, too.
Chorus (x2)



5 **Communicate** Ask and answer.

Can you surf?

No, I can't.

Can you skateboard?

Yes, I can.

1

Lesson 3 Grammar

1 Listen, read and look at the picture. 012

Is Sophie with her friends today?



This photo is from my friends. They're in the park today. They're playing basketball.



My friends are in the park today, too!



Are they playing basketball?



No, they aren't. They aren't playing basketball or football.



Are they skateboarding?



Yes, they are! Where are you today, Sophie?



I'm with my cousins. They're doing judo in the garden!

2 Listen and follow. 013 Ask and answer about Sophie's friends and cousins.

Are	Sophie's friends	playing basketball?	skateboarding?	Yes, they are.
	Sophie's cousins	doing judo?	cycling?	No, they aren't.
they				




They	're	playing basketball.	skateboarding.
	aren't	doing judo.	cycling.

3 Look, listen and read. 014

Are the girls ice skating?
 No, they aren't. They're skipping.
 Are the boys sailing?
 Yes, they are!
 It's picture c!

4 Communicate Play the game.



- 1 **Think**  Where can you walk on a day trip in the countryside?
- 2 Listen, point and repeat.  016
- 3 Listen and say where the person is walking.  017

Ben's list



1 up the hill



2 down the steps



3 over the bridge





4 through the trees



5 along the river



6 past the house

- 4 **BEFORE YOU READ** This story is about a nature trail in a forest. Can you guess what Ben and Noah see?
- 5 Listen, read and check your ideas.  018
- 6 **AFTER YOU READ** Watch the story video.  Complete the activities. **AB Page 9**

How do we make friends?

We meet people on day trips.



Ben



Forest World





LEVEL UP >>>

1 REMEMBER THE STORY Read.
Which sentence isn't in the story?

- 1 Don't go through the trees.
- 2 Don't go down the steps.
- 3 Walk over the bridge.
- 4 Go up the hill.

Look!

The short form of *do not* is *don't*.

Do not go up the hill. = **Don't** go up the hill.

2 Look at the sentences in activity 1. Answer.

Which sentences tell you to do things? Which sentences tell you not to do things?


3 Listen and follow.  **Think**  Give instructions for your friend to mime.

Go	up the hill.	Don't	go	up the hill.
Walk	down the steps.		walk	down the steps.
Run	over the bridge.		run	over the bridge.
	through the trees.			through the trees.
	along the river.			along the river.
	past the house.			past the house.

4 Think, pair, share! Choose an animal and say how to get to it.
Then tell your class your friend's route.

squirrel
mouse
duck
rabbit
bat
snake

To find my animal, go along the river.
Go over the bridge. Don't go down the steps.
Go up the hill.



It's the rabbit!



To find the rabbit,
go along the river.
Go over the bridge.
Don't go down the
steps. Go up the hill.



1 Think Look at the title. Choose and say.

The text is about ...

- a how to find good games on the internet.
- b how to make new friends on the internet.
- c what to do and what not to do on the internet.

How do we make friends?

We can make friends with people we know and trust.

Be safe online!

You're **online** when you're using the internet. How can you be safe?

1

Don't give out your personal information.

Don't use your full name or your telephone number when you **chat** or post online.



4

Be careful with photos.

Don't send photos of yourself to somebody you don't know. Ask your parents before you send or post a photo.

2

Don't give out information about where you are.

Don't tell people where you live or the name of your school.

Don't make friends with people you don't know.

Play online games and chat online only with people you know. Don't meet a person you don't know!

5

3

Keep your password secret.

Don't tell your friends your **password**. You can change your password. Don't keep the same password for a long time.





Ask for help.

People sometimes say bad things to other people online. This is **cyber bullying**. If somebody says bad things to you, don't answer. Tell your parents or a teacher.

6

2 Read and match paragraphs 1-6 with pictures a-f.



3 Think, pair, share! How can you be safe when you play games online?

How do we make friends?

We meet new friends on holiday.



Luke

1 **BEFORE YOU READ** Look at the title and the photos. What kind of holiday is this?

2 **Think** Which activities can you do at a summer camp?

3 Read and listen. Were your ideas in the programme?

WEEKEND PROGRAMME



Morning

Afternoon

Evening

Friday


READY FOR SPORT?

Play basketball, soccer* or tennis.

* American English for football!


FOREST TRIP

Join the nature trail or go horse riding.



FANCY DRESS DISCO

Dress up and dance at the camp disco!



Saturday

BREAKFAST

TIME FOR WATERSPORTS

Learn to sail or go for a swim.


SKATE PARK FUN

Rollerblade or skateboard with your friends.

DINNER

CAMP SING-ALONG


Sing around the campfire.



Sunday

MOUNTAIN TRIP

Climb up the mountain and ride down on a mountain bike!



LUNCH AND TIDY UP CABINS

ART AFTERNOON

Take a drama, dance or badge-making class.

SHOW TIME

Sing, act or dance for your friends at the summer camp show.



cabins

4 **AFTER YOU READ** Complete the activities. **AB Page 12**

Our Values

Be a good friend.





1

Lesson 8 Culture

1 Listen to Luke.  022 Answer.

Do you think a typical day at the summer camp is fun?

2 Listen again.  022 Are these activities in the morning, the afternoon or the evening? 

- 1 play table tennis
- 2 sing around the campfire
- 3 play chess
- 4 surf
- 5 swim

3 Think, pair, share! Which summer activities can you do in your country?

4 Complete the activities.  AB Page 13

waffles



Lesson 9 Writing

The Big Write AB Pages 14-15

Lesson 10

THE BIG QUESTION REVIEW

1 Watch and answer the questions on the review video. 

2 Look back at the unit and say the missing words. Then compare your answers on the Big Question poster.



We in the same street.



We can make with people we know and trust.



We do together.



We meet new friends on .



We meet people on trips.



We make friends at .

3 Communicate  Ask and answer.

Which is your favourite answer?

'We make friends at school.' I've got lots of school friends!

4 Complete the self-evaluation activities.  AB Page 15


1 Listen. Choose picture A or B.  158



2 Read and look at the pictures again. Say *True* or *False*.

1 One boy is ice skating in picture A, but two boys are ice skating in picture B.

2 Two boys are cycling in picture A, but they're skipping in picture B.



3 A man is walking under the bridge in picture A, but he's walking over the bridge in picture B.


4 Two girls are playing basketball in picture A, but they're playing chess in picture B.

Practice

3 Find eight differences in the pictures. Work in pairs. Take turns to say a sentence.



1 Listen. Identify the picture the boy doesn't talk about.  160



2 Read. Is the girl's school day the same as your day?



Tell me about your daily routine.

Do you have a shower in the morning?

What time do you go to school?

Do you go home at half past three?

On school days, I get up at half past six.

Yes, I do. I have a shower at seven o'clock.

I go to school at eight o'clock.

Yes, I do. Then I do my homework!



Practice

3 Practise the dialogue with a friend. Use your own answers.

Exam tip!

Try to add extra information to your answers.

- 1 Listen. Choose picture A or B.  161




- 2 Read and look at the pictures again. Say *True* or *False*.

1 There are two men in picture A, but there are three men in picture B.

2 He's playing the violin in picture A, but he's playing the drums in picture B.

3 He's wearing a green shirt in picture A, but he's wearing a red shirt in picture B.

4 She's got a drum in picture A, but she's got cymbals in picture B.



Practice

- 3 Find eight differences in the pictures. Work in pairs. Take turns to say a sentence.

